




### – Instructions for Use –

**Product Description:** Vitále® Calcium Alginate Dressings and Ropes are highly absorbent, soft and conformable. They create an ideal wound environment and are indicated for the treatment of moderate to heavily exuding wounds and superficial or deep wounds.

Vitále Calcium Alginate Dressings are sterilized by electron beam sterilization and must not be resterilized. The calcium alginate fibers react with wound exudates or blood and form a hydrophilic gel which creates a moist wound environment. Superior absorption extends wear time, and dressing changes are easily completed without disturbing granulating tissue. Vitále Calcium Alginate Dressings are ideal for draining wounds, as they reduce the risk of maceration to surrounding skin. The flexibility of the dressings & ropes facilitates use in cavity or tunneled wounds.

**Indications:** Vitále Calcium Alginate Dressings and Ropes can be used for management of wounds which are:

-  • Moderate to Heavily Exuding and
-  • Superficial or
-  • Deep
- Pressure Sores
- Arterial Ulcers
- Venous Lower Leg Ulcers
- Diabetic Ulcers
- Post-Operative Wounds

**Caution:**

- Do not use in cases of known sensitivity to Vitále Calcium Alginate Dressings or Ropes or any of their components.
- Wounds should be reviewed and appropriately managed, under the direction of a medical practitioner.

**Contraindications:**

Not indicated for dry wound conditions or for 3rd degree burns.

**Side Effects:**

None have been observed to date.

**Interactions:**

None have been observed to date.

**Storage:**

Vitále Calcium Alginate Dressings and Ropes must be stored in a cool & dry area. The products are sterile unless the package is opened or damaged.

**Application:**

1. Clean and rinse the wound in the usual manner.
2. (Dressings) Place the Vitále Calcium Alginate Dressing on the moist wound. If necessary, fold or cut to adjust to wound size.
3. (Ropes) Coil the rope gently into cavity wounds leaving an end or "tail" for easy extraction.
4. In case of slightly exuding wounds, moisten the dressing with physiological saline solution.
5. Secure dressing with semi-occlusive cover dressing (e.g.: hydrocolloid, transparent, etc.).
6. Dressing change as directed, when strike through occurs, or at least every 7 days.
7. When changing dressing, remove dressing retention and gently remove gel formed of dressing & exudate. Flush if necessary.
8. Rinse any remaining gel residue with a wound cleanser (e.g. Vitale Wound Cleanser).

### – Product Line –

Catalog Number:	Description:	Size:	Dressings/Box:
20600	Vitále Calcium Alginate Dressings	Rope	5
20622	Vitále Calcium Alginate Dressings	2" x 2" (5 cm x 5 cm)	10
20644	Vitále Calcium Alginate Dressings	4" x 4" (10 cm x 10 cm)	10
20645	Vitále Calcium Alginate Dressings	4" x 5" (10 cm x 12.5 cm)	10



CellEra, LLC Cincinnati, OH  
www.celleralc.com

 Sterile

 Single-Use

 77°F / 25°C Keep from Heat

 Keep Dry